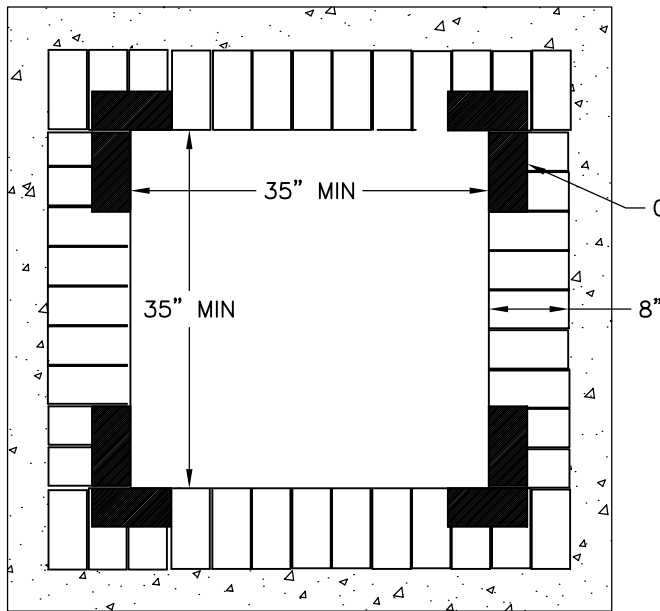
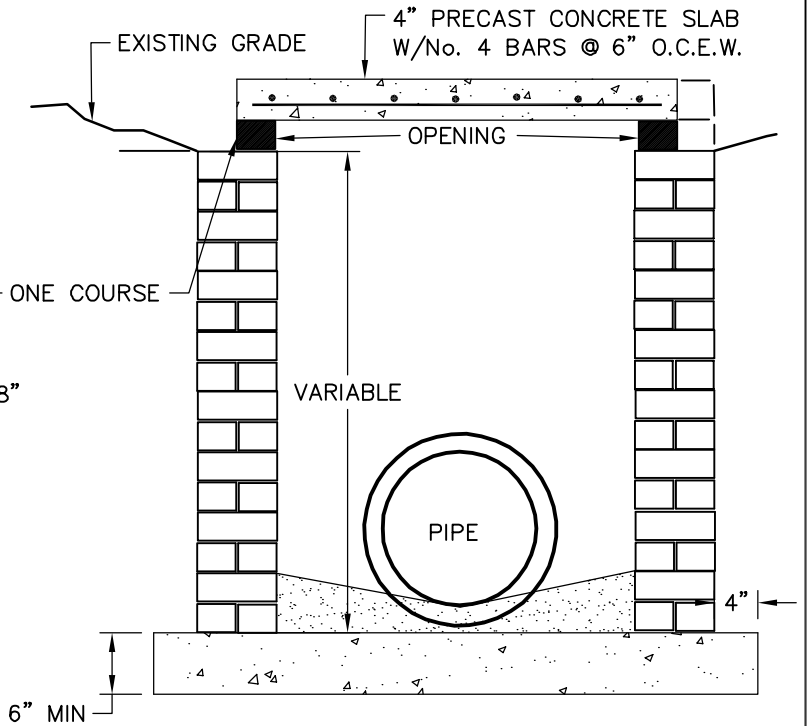


DETAIL OF HANDLE



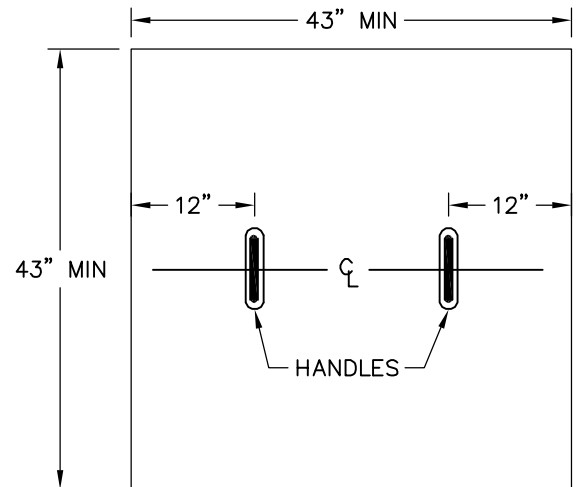
PLAN VIEW



PROFILE

NOTES:

1. EITHER SOLID BRICK, SOLID BLOCK OR PRECAST CONCRETE MAY BE USED.
2. PRECAST CONCRETE WALLS SHALL BE 6" THICK MINIMUM.
3. ALL CONCRETE SHALL BE 3000 P.S.I.
4. FOR 24" PIPE AND LARGER USE PIPE DIA. PLUS 12" AS INSIDE DIMENSIONS.



PRECAST CONCRETE SLAB

REVISIONS	
DATE	DESCRIPTION

TOWN OF KNIGHTDALE
 STANDARD DETAILS

STANDARD YARD INLET
 WITH CONCRETE SLAB

STD. NO.

5.03