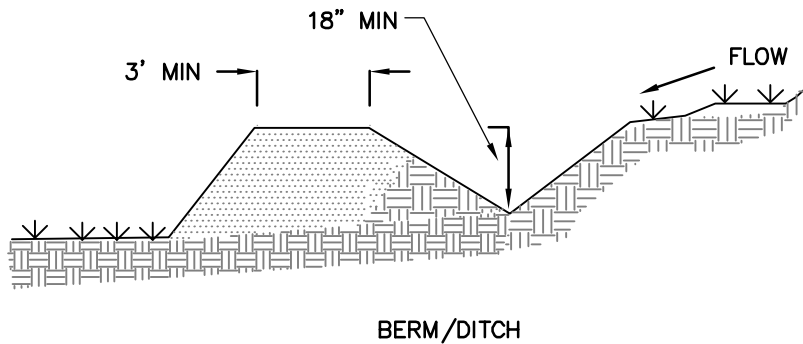
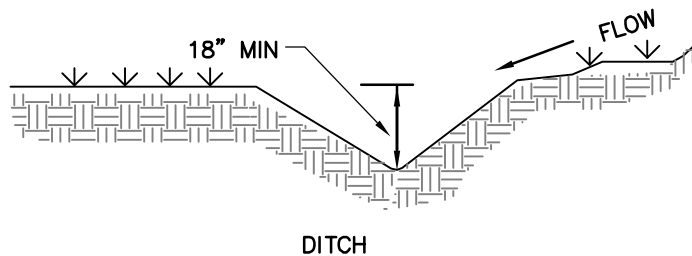
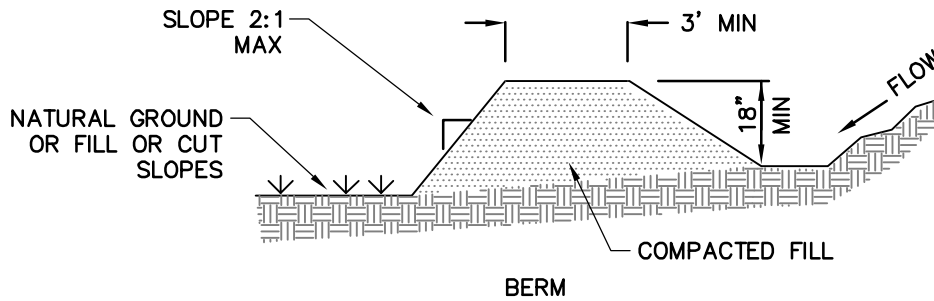


NOTES:

1. MACHINE COMPACTION OF ALL FILL IS REQUIRED. DIVERSIONS SUFFICIENT TO DIRECT ALL SEDIMENT-LADEN STORMWATER INTO A SEDIMENT CONTROL DEVICE MUST BE INSTALLED PRIOR TO CLEARING AND GRUBBING OF THE AREA (OR IN CONJUNCTION WITH THIS OPERATION IF SEDIMENT CONTROLS AND DIVERSIONS ARE INSTALLED AS EACH CRITICAL POINT IS REACHED).
2. DIVERSIONS SHOULD BE LOCATED TO MINIMIZE DAMAGES BY CONSTRUCTION OPERATIONS.
3. DIVERSIONS SHOULD BE SEEDED AND MULCHED IF THEY ARE TO REMAIN IN PLACE OVER 30 DAYS.
4. CHECK DEVICE AFTER EACH RAIN, BUT ONCE A WEEK REGARDLESS. REPAIR AS NECESSARY.



NOTE:

POSITIVE GRADE MUST BE PROVIDED TO ASSURE DRAINAGE. IF SLOPE EXCEEDS 2%, SEED AND MULCH DIVERSION. TRY NOT TO EXCEED 5% (HIGH VELOCITIES RESULT). MAXIMUM DRAINAGE AREA = 5 ACRES WITHOUT SUPPORTING CALCS. DIVERSIONS AT THE TOP OF SLOPES MUST EMPTY INTO AN APPROVED SLOPE DRAIN. BERM/DITCH IS MOST COMMONLY USED.

REVISIONS	
DATE	DESCRIPTION

TOWN OF KNIGHTDALE
STANDARD DETAILS

TEMPORARY DIVERSION BERM/DITCH

STD. NO.

2.02